

11. Appendix - I

Tables listing the positions of the IPZ-2 and IPZ-3 at the eight intake locations are presented.

Table 1. IPZ-2 and IPZ-3 positions (model grid centre) at A.L.Dafoe intake location.

IPZ-2		IPZ-3	
Easting (m)	Northing (m)	Easting(m)	Northing (m)
-524.0	276.5	625.20	595.60
1148.30	243.70	1393.70	129.30
1038.20	-503.10	1207.20	-558.80
580.00	-1134.00	570.50	-1050.80
199.10	-943.50	419.40	-1108.70
-149.10	-895.90	-101.60	-1285.50
-107.40	-1773.70	-188.40	-1880.40
-402.00	-1419.60	-419.90	-1501.00
-657.90	-1181.60	-564.60	-1169.80
-565.60	-943.50	-934.40	-1517.10
-705.50	-1032.80	-992.30	-1427.00
-1145.90	-1303.60	-1140.20	-1382.00
-1145.90	-1154.80	-1278.50	-1410.90
-1053.60	-994.10	-1227.00	-1275.90
-887.00	-824.50	-1371.80	-1320.90
-1006.00	-815.60	-1442.50	-1382.00
-928.70	-705.50	-1272.10	-1066.90
-1026.80	-750.10	-1124.10	-880.40
-1110.20	-788.80	-1220.60	-870.70
-919.70	-583.50	-1256.00	-845.00
100.90	160.40	-1088.80	-661.70

Table 2. IPZ-2 and IPZ-3 positions (model grid centre) at Bath intake location.

IPZ-2		IPZ-3	
Easting (m)	Northing (m)	Easting (m)	Northing (m)
732.10	470.70	-39.00	269.70
1706.50	-91.10	111.50	290.50
1994.90	-891.50	1092.90	576.10
1870.60	-990.90	2115.80	-135.30
687.40	-493.80	2328.70	-1101.00
523.30	-876.60	2027.50	-1106.20
160.40	-717.50	464.60	-1121.80
-744.40	-1030.70	-1030.80	-1350.30
-948.20	-1050.60	-1326.70	-1412.60
-1211.70	-1090.30	-1264.40	-1049.10
-1306.10	-1095.30	-1825.20	-1350.30
1564.70	-1140.00	-2240.60	-1386.60
2007.10	-1314.00		

Table 3. IPZ-2 and IPZ-3 positions (model grid centre) at Brockville intake location.

IPZ-2		IPZ-3	
Easting (m)	Northing (m)	Easting (m)	Northing (m)
-1332.70	799.00	-1279.80	1042.60
1230.50	1311.60	1315.90	1636.10
2439.50	339.90	2618.20	174.40
-1409.20	-3462.90	-1607.60	-3714.80
-2097.80	-3684.70	-2227.70	-4193.20
-2327.30	-3547.00	-2839.00	-4060.30
-2457.40	-3409.30	-2351.70	-3360.40
-2097.80	-2751.30	-2210.00	-2926.30
-1868.30	-2315.10	-3175.60	-3404.70
-2694.60	-2919.60	-3237.60	-3316.10
-2579.80	-2567.60	-3131.30	-2740.30
-2136.10	-2055.00	-1970.80	-791.30
-2426.80	-1986.10		

Table 4. IPZ-2 and IPZ-3 positions (model grid centre) at Fairfield intake location.

IPZ-2		IPZ-3	
Easting (m)	Northing (m)	Easting (m)	Northing (m)
1878.70	336.70	-2032.70	368.60
754.50	420.00	719.90	474.70
2019.70	135.60	2250.30	151.40
1779.40	-80.10	1967.40	-202.10
1254.70	-369.50	1735.10	-358.70
720.20	-649.00	1129.00	-772.90
-10.40	-511.70	320.90	-1272.90
-432.10	-438.10	-881.20	-1434.50
-662.60	-702.90	-1123.60	-1399.10
-2305.30	-1428.60	-2507.50	-1399.10
-2535.80	-1448.30	-2547.90	-1141.60
-2413.20	-1031.40	-2638.80	-1131.50
-2442.60	-928.50	-2618.60	-954.70
-1922.80	-575.40	-2482.30	-813.30
1976.80	-516.60	-2689.30	-586.00
-1770.80	-389.10	-2002.40	-313.20
-2398.50	-497.00		
-1662.90	-256.70		

Table 5. IPZ-2 and IPZ-3 positions (model grid centre) at Gananoque intake location.

IPZ-2		IPZ-3	
Easting (m)	Northing (m)	Easting (m)	Northing (m)
218.20	1696.60	418.00	3317.60
678.80	-106.50	831.40	786.40
156.40	-522.20	1056.20	-156.40
257.50	-960.40	403.50	-1418.40
-79.60	-1033.40	-97.00	-1476.40
-478.40	-1151.40	-626.40	-1476.40
-731.20	-1190.70	-800.50	-1425.60
-787.30	-1140.10	-938.30	-1498.20
-877.20	-1027.80	-996.30	-1280.60
-1360.30	-1218.80	-2149.50	-1955.10
-2208.50	-1842.30	-2294.60	-1882.60
-2225.40	-1707.50	-2323.60	-1824.50
-2225.40	-1640.10	-2388.80	-1802.80
-2214.20	-1583.90	-1823.10	-990.50
-1927.70	-825.60	-2207.50	-997.70
-933.40	-353.70	-1286.40	-475.50
-961.50	-297.50	-1315.40	-374.00
-1023.30	-280.70	-1358.90	-345.00
-1040.10	-241.40	-1366.20	-243.40
-1304.10	-27.90	-1337.20	-178.20
-871.60	-16.70	-1562.00	104.70
-984.00	157.50	-1235.70	82.90
-961.50	230.50	-1431.50	322.30
-984.00	517.00		
-854.80	668.70		

Table 6. IPZ-2 and IPZ-3 positions (model grid centre) at Kingston Central intake location.

IPZ-2		IPZ-3	
Easting (m)	Northing (m)	Easting (m)	Northing (m)
-1085.9	721.4	-906.0	979.7
731.4	748.6	1064.8	942.9
1894.50	58.10	2326.40	-24.10
2721.40	-1577.60	2989.50	-1571.20
2421.60	-2204.50	-160.00	-2142.20
967.70	-1641.20	-399.50	-1396.20
-286.30	-1968.30	-786.30	-1202.80
-195.40	-1259.50	-3650.30	-3302.50
-3439.30	-2695.20	-4571.20	-2998.60
-4111.80	-2440.80	-4644.90	-2851.30
-4738.70	-2395.40	-5252.70	-2648.70
-5374.80	-2477.10	-5897.40	-2796.00
-5729.20	-1886.50	-6007.90	-2059.30
-4920.50	-1014.20	-4994.90	-972.60
		-2268.90	224.60

Table 7. IPZ-2 and IPZ-3 positions (model grid centre) at Kingston West intake location.

IPZ-2		IPZ-3	
Easting (m)	Northing (m)	Easting (m)	Northing (m)
-358.4	984.8	276.90	1254.10
1064.00	813.50	1413.60	1069.50
2854.70	-51.90	3667.60	-18.60
2846.20	-1817.00	3696.80	-2010.30
1466.70	-2228.20	1841.10	-2185.20
-15.60	-2339.60	-140.80	-2816.70
-709.70	-2905.10	-772.30	-3574.50
-1240.90	-2253.90	-762.60	-1971.40
-2029.20	-1534.20	-2015.90	-1709.10
-3665.70	-1808.40	-4648.80	-2340.60
-4119.80	-1602.80	-4950.00	-2097.70
-4651.00	-1602.80	-5319.20	-1835.40
-5113.70	-1568.50	-5445.50	-1709.10
-4865.20	-643.10	-5795.30	-708.40
-3665.70	93.70	-3667.60	-106.10
-2509.00	616.40	-3201.20	234.00
		-3074.90	690.60
		-3026.30	836.30

Table 8. IPZ-2 and IPZ-3 positions (model grid centre) at Napanee-Sandhurst Shore intake location.

IPZ-2		IPZ-3	
Easting (m)	Northing (m)	Easting (m)	Northing (m)
-1547.6	180.5	-1756.1	194.5
881.70	249.50	1089.60	325.20
1428.60	-80.70	2099.60	-274.90
1197.00	-952.90	2224.40	-1071.00
137.60	-647.40	55.90	-1207.60
-241.80	-952.90	-1880.90	-2092.80
-1478.60	-1563.90	-2409.60	-1902.70
-2735.20	-1830.00	-3057.20	-2140.40
-3139.20	-1790.50	-3574.10	-1980.00
-3094.90	-1657.50		
-2853.40	-1391.40		

12. Appendix - II

IPZs at the eight intake locations calculated from modeled depth-averaged currents.

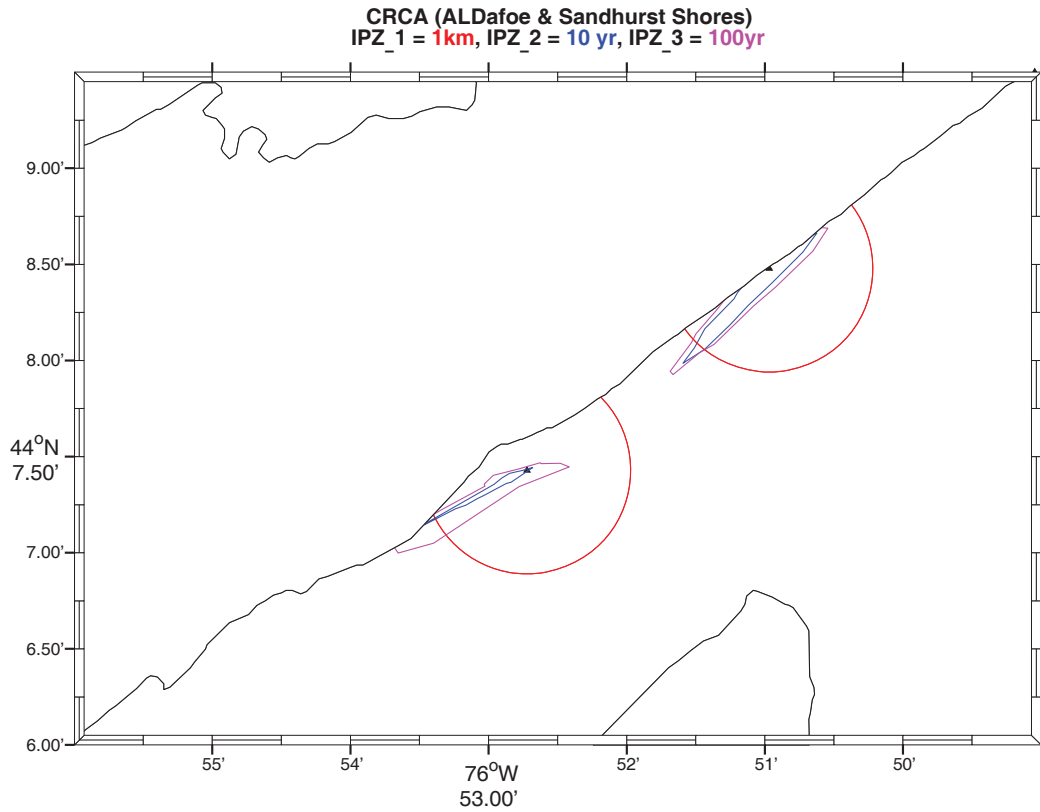


Figure 25. IPZ-1, IPZ2 and IPZ-3 calculated from modeled depth-averaged currents at A.L.Dafoe and Sandhurst Shores intake locations respectively.

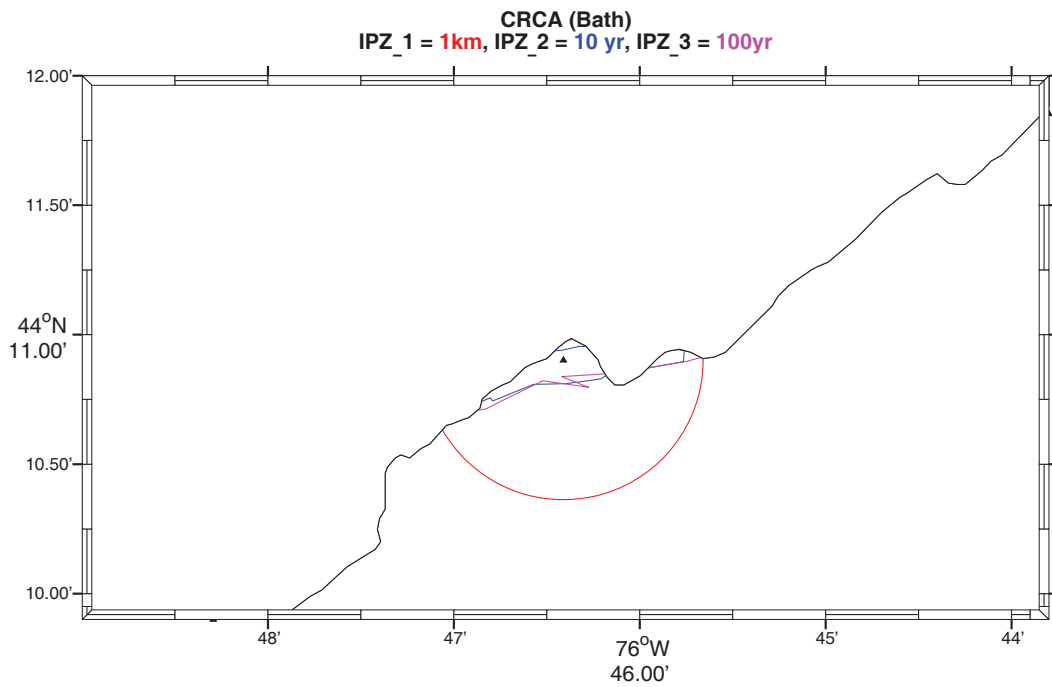


Figure 26. IPZ-1, IPZ2 and IPZ-3 calculated from modeled depth-averaged currents at Bath intake location.

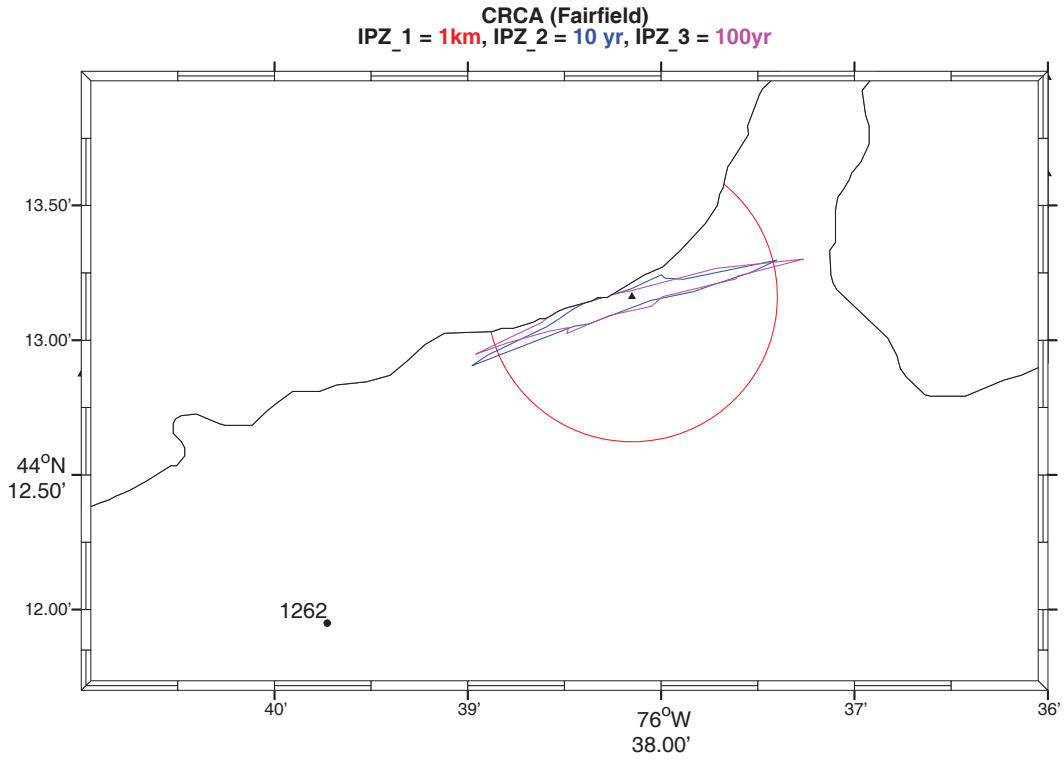


Figure 27. IPZ-1, IPZ2 and IPZ-3 calculated from modeled depth-averaged currents at Fairfield intake location.

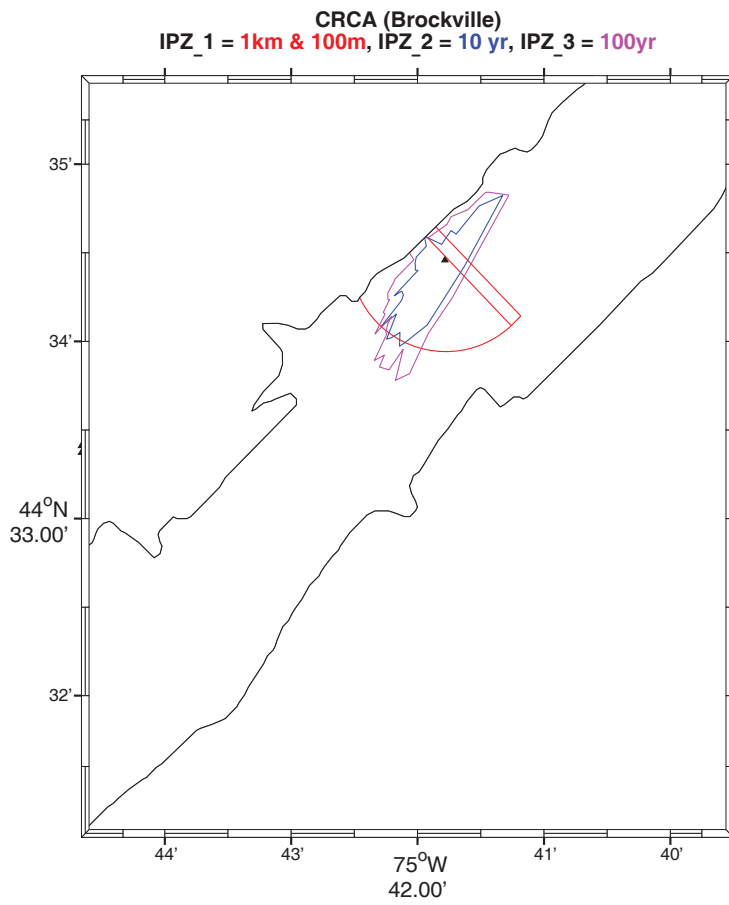


Figure 28. IPZ-1, IPZ2 and IPZ-3 calculated from modeled depth-averaged currents at Brockville intake location.

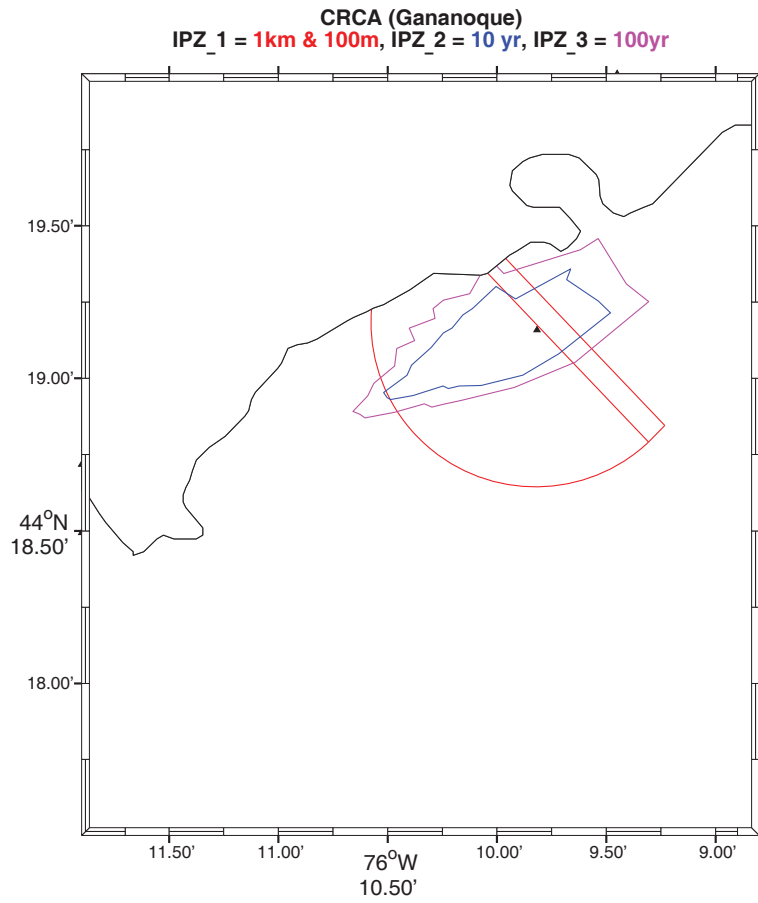


Figure 29. IPZ-1, IPZ2 and IPZ-3 calculated from modeled depth-averaged currents at Gananoque intake location.

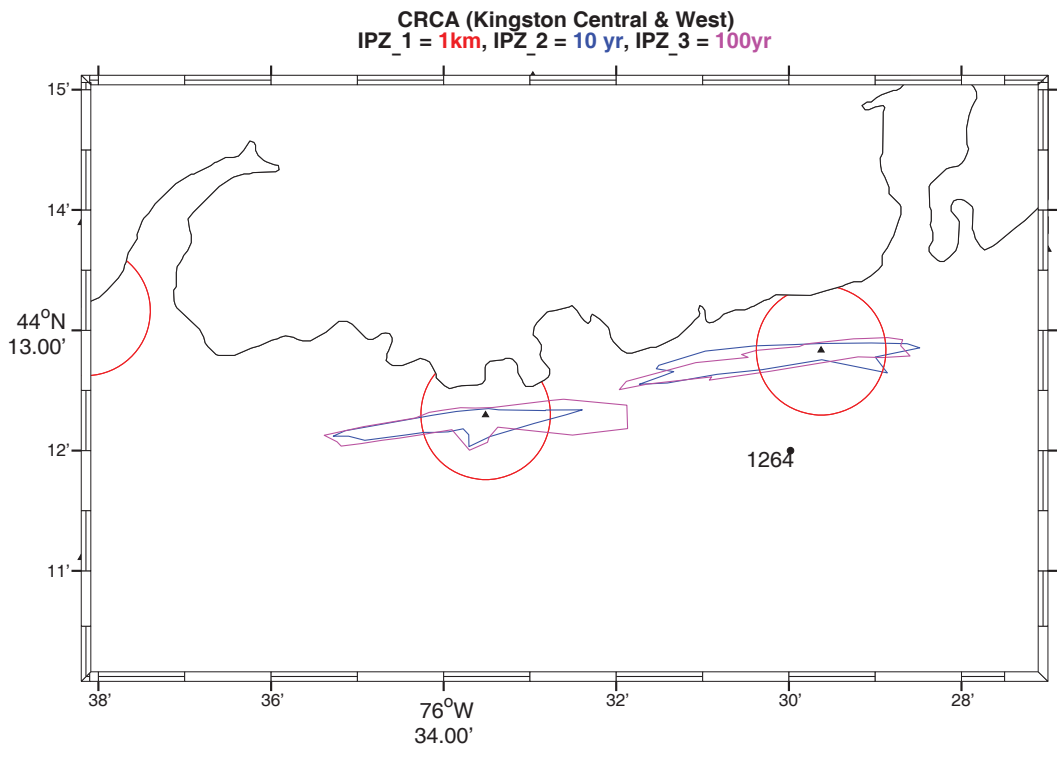


Figure 30. IPZ-1, IPZ2 and IPZ-3 calculated from modeled depth-averaged currents at Kingston Central and Kingston West intake locations respectively.