

Cataraqui Source Protection Area

Brockville IPZs - Locations where DNAPL threats can be significant, moderate, or low

Map 6-6

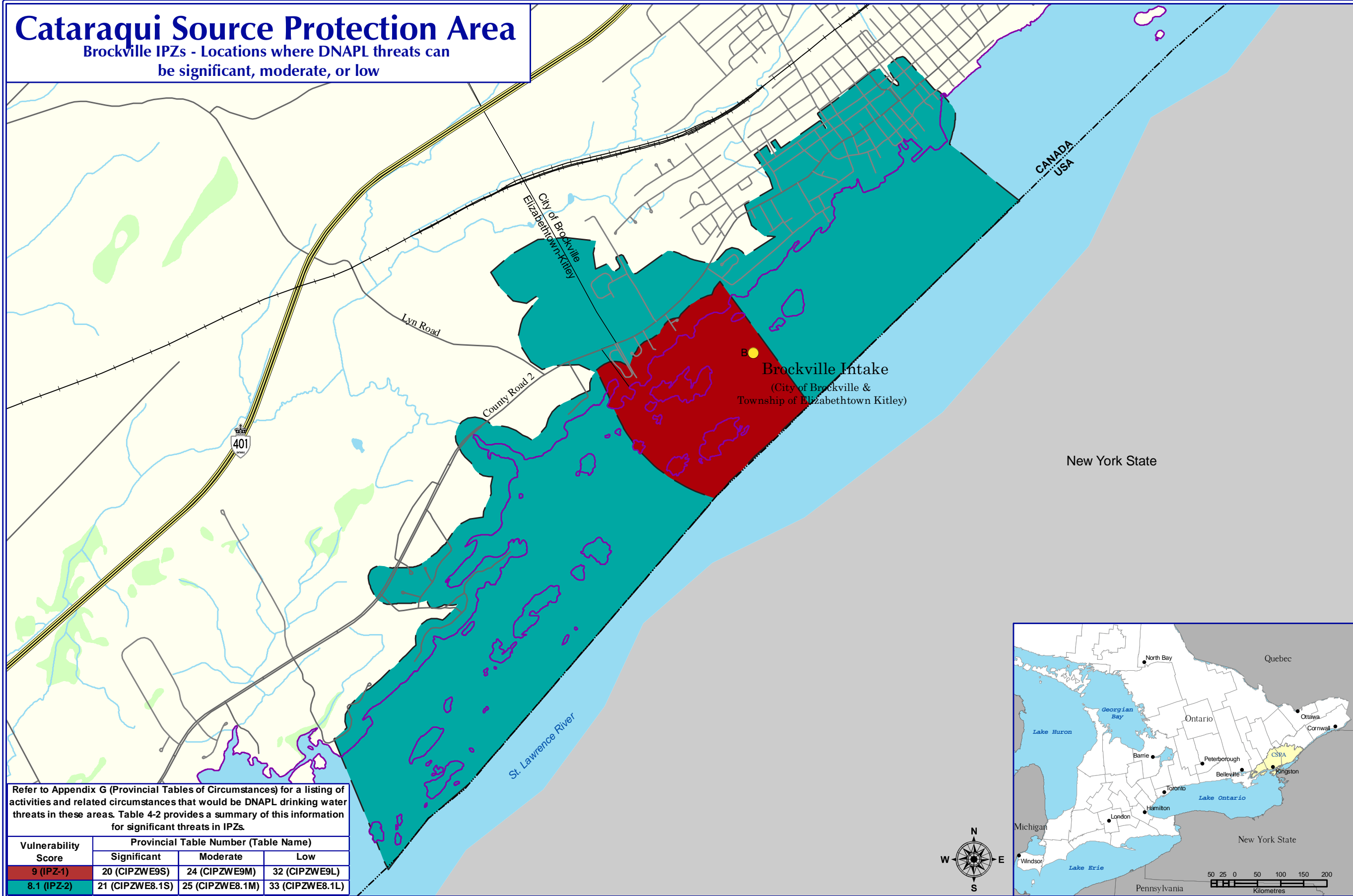


Legend

- Drinking Water Intake
- Cataraqui Source Protection Area
- Railway
- Freeway
- Expressway / Highway
- Collector
- Watercourses
- Waterbodies
- Wetlands
- International Boundary
- Municipal Boundary

Intake Protection Zone Vulnerability Scoring

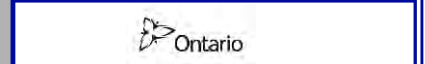
- 9 IPZ - 1
- 8.1 IPZ - 2



* Note: All intakes have been classified into the below categories:
 Intake - Type A (Great Lakes)
 Intake - Type B (Connecting Channels)
 Intake - Type C (Rivers)
 Intake - Type D (Lakes and Dammed Rivers)

Created: August 20, 2009
 Printed: February 23, 2011

Scale 1:25,000
 0 0.1 0.2 0.4 0.6 0.8
 Kilometres
 Universal Transverse Mercator Projection
 North American Datum 83



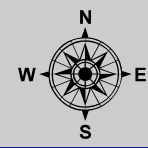
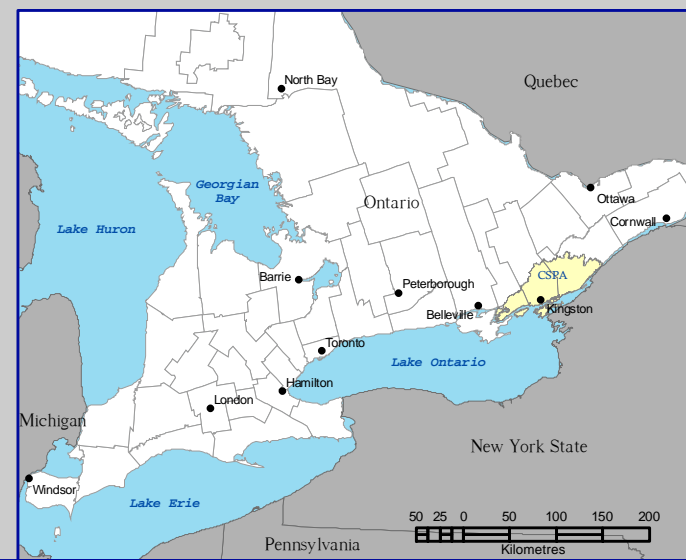
This map was funded by the Ontario Government, and the Ministry of Environment, Produced by the Cataraqui Region Conservation Authority under license with the Ontario Ministry of Natural Resources © Queen's Printer for Ontario, 2005.

Aerial Photography © Group Alta, 2008.
 The CRCA makes every effort to ensure that the information presented is accurate for the intended uses of the map. There is an inherent error in all mapping products, and accuracy of the mapping cannot be guaranteed for all possible uses. All end-users must therefore determine for themselves if the information is suitable for their purposes.

Y:\Base Data\Source Water\Maps\Assessment Report\Chapter 7\Map 6-3 Brockville IPZs - Locations where DNAPL threats can be S.M. or L.

Refer to Appendix G (Provincial Tables of Circumstances) for a listing of activities and related circumstances that would be DNAPL drinking water threats in these areas. Table 4-2 provides a summary of this information for significant threats in IPZs.

Vulnerability Score	Provincial Table Number (Table Name)		
	Significant	Moderate	Low
9 (IPZ-1)	20 (CIPZWE9S)	24 (CIPZWE9M)	32 (CIPZWE9L)
8.1 (IPZ-2)	21 (CIPZWE8.1S)	25 (CIPZWE8.1M)	33 (CIPZWE8.1L)



50 25 0 50 100 150 200
 Kilometres